

Random variables & density functions.

A random variable is an outcome of an experiment that is subject to random effects. A random variable takes values in ~~the~~ a sample space $\Omega \subseteq \mathbb{R}$.

Ex. The # of black cards out of 4 cards drawn at random from a shuffled deck of cards. $\Omega = \{0, 1, 2, 3, 4\}$.
- discrete random variable.

Ex. Error in a single bearing measurement.
Sample space $\Omega = [0, 360^\circ]$.
- ct. random variable.

A random variable is described by its probability density function, pdf.

The pdf of a scalar random variable x is a function $f_x(x)$ s.t. for any subset A of the sample space Ω ,

$$\text{Pr.}(x \in A) = \int_A f_x(x) dx$$

Since $\text{Pr.}(x \in \Omega) = 1$, $\int_{\Omega} f_x(x) dx = 1$.

Since $\text{Pr.}(x \in A) \geq 0 \forall A \subseteq \Omega$, $f_x(x) \geq 0 \forall x \in \Omega$.

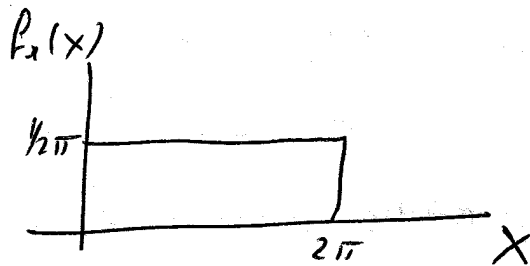
Ex. wheel of fortune $\Omega = [0, 2\pi]$

x - position where the wheel stops. If all stopping positions are equally likely, then

$$\Pr(x \in [0, \pi/6]) = \frac{\pi/6}{2\pi} = \frac{1}{12}.$$

$$\therefore f_x(x) = \frac{1}{2\pi}, \quad x \in [0, 2\pi].$$

$$= 0 \quad \text{otherwise.}$$



This is a uniform density function, & the random variable is said to be uniformly distributed.

The probability density function (PDF) of a random variable x is a function such that

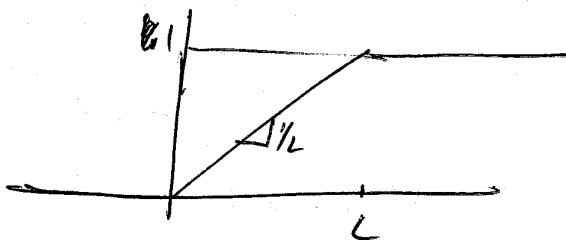
$$\begin{aligned} F_x(a) &= \Pr(x \leq a) \\ &= \int_{-\infty}^a f_x(x) dx \end{aligned}$$

Since $f_x(x) \geq 0$, $F_x(x)$ is increasing.

$$\text{Also } \lim_{x \rightarrow -\infty} F_x(x) = 0, \quad \lim_{x \rightarrow \infty} F_x(x) = 1.$$

$$\& \Pr(a \leq x \leq b) = F_x(b) - F_x(a).$$

The PDF for a uniformly distributed r.v. is.



The mean (also expectation, expected value) of a random variable x is

$$\bar{x} = E(x) = \int_{-\infty}^{\infty} x f_x(x) dx. \quad \begin{array}{l} \text{(like c.g.)} \\ \text{\& like density} \end{array}$$

The practical significance is that the arithmetic mean of the values of x obtained in repeated trials converges to \bar{x} with ~~high probability~~. almost surely.

If ~~g is a fun~~ $g: \mathbb{R} \rightarrow \mathbb{R}$ is a function, & x is a random variable, then $y = g(x)$ is a random variable.

To find the PDF of y , assume g is increasing.

Then g is invertible., g^{-1} is increasing.

$$\begin{aligned} \therefore F_y(y) &= \text{Pr.}(y \leq Y) = \text{Pr.}(x \leq g^{-1}(y)) \\ &= F_x(g^{-1}(y)) \end{aligned}$$

$$\therefore \text{pdf } f_y(y) = \frac{d}{dy} F_y(y) = \frac{d}{dy} F_x(g^{-1}(y)) = f_x(g^{-1}(y)) \cdot \frac{d}{dy} g^{-1}(y) = f_x(g^{-1}(y))$$

$$\therefore \bar{y} = \int_{-\infty}^{\infty} y f_y(y) dy = \int_{-\infty}^{\infty} g(x) \cdot \frac{f_x(g^{-1}(y))}{\frac{dy}{dx}(g^{-1}(y))} dy.$$

put $y = g(x)$, $dy = \frac{dy}{dx}(x) dx$.

$$\therefore \bar{y} = \int_{-\infty}^{\infty} g(x) f_x(x) dx.$$

More generally, $E(g(x)) = \int_{-\infty}^{\infty} g(x) f_x(x) dx$.

The variance of x is given by

$$\sigma_x^2 = E[(x - \bar{x})^2] = \int_{-\infty}^{\infty} (x - \bar{x})^2 f_x(x) dx \quad (\text{like m.i.})$$

- mean square err.

σ_x is the standard deviation, & ~~is the r.m.s.~~ can be thought of as the r.m.s. value of the deviation from the mean.


Ex. If x is a r.v. & a_1, a_2 are constants, then $y = a_1 + a_2x$ is a r.v. with

mean $\bar{y} = a_1 + a_2\bar{x}$

& variance $\sigma_y^2 = a_2^2 \sigma_x^2$.

Ex. Variance of a uniform distribution.

$$= \int_{-L}^L \frac{x^2}{2L} dx = \frac{x^3}{6L} \Big|_{-L}^L = \frac{L^3}{3}$$



Variance increases as spread increases.